




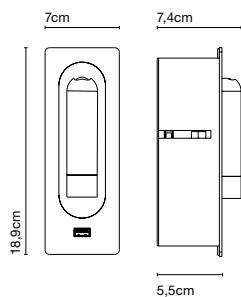
# Ledtube

## Daniel López

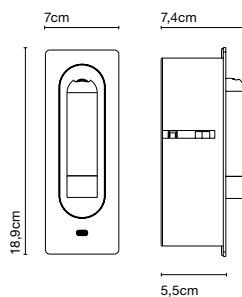
**marset**



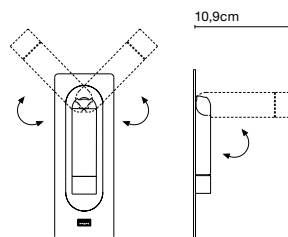
#### Ledtube RSC USB A



#### Ledtube RSC USB C



#### Range of positions



If the thickness of the wall is more than 2 cm, fix the Ledtube using the four screws provided.



The orientable wall lamp is easy to use as the light turns on automatically when the Ledtube is opened, and turns off when it is closed. Honeycomb grill to avoid glare.



#### Ledtube RSC USB A

#### Ledtube RSC USB C

Light Source:  
LED SMD 700mA 2,1W 2700K  
CRI90 226,5lm

Luminaire:  
90 - 264 VAC 5,2W 131lm

LED included

Optics



Injected aluminum structure and a frontal piece of transparent polycarbonate. Incorporated switch to turn the lamp on when opened and off when folded away.

- Aluminum
- Matte white (RAL 9010)
- Matte black (RAL 9005)
- Bronze



[Download](#) Assembly instructions  
[Download](#) 2D  
[Download](#) 3D  
[Download](#) Photometric data

#### Range

